

# 22-23 Climate Survey for Parents/Guardians

Survey Results

**Dickinson Elementary**

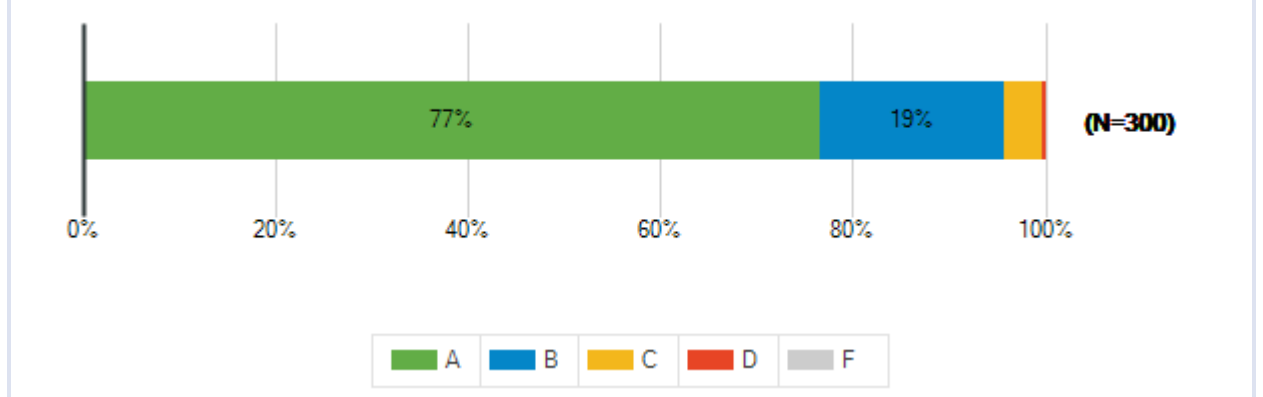
Lamar Consolidated ISD  
February 1 - 22, 2023



Lamar Consolidated ISD  
 22-23 Climate Survey for Parents/Guardians

Students receive grades of A, B, C, D or F to report the quality of their work. What grade would you give the overall quality of the education at your student's school? On this scale, A represents outstanding, C is average and F is failing.

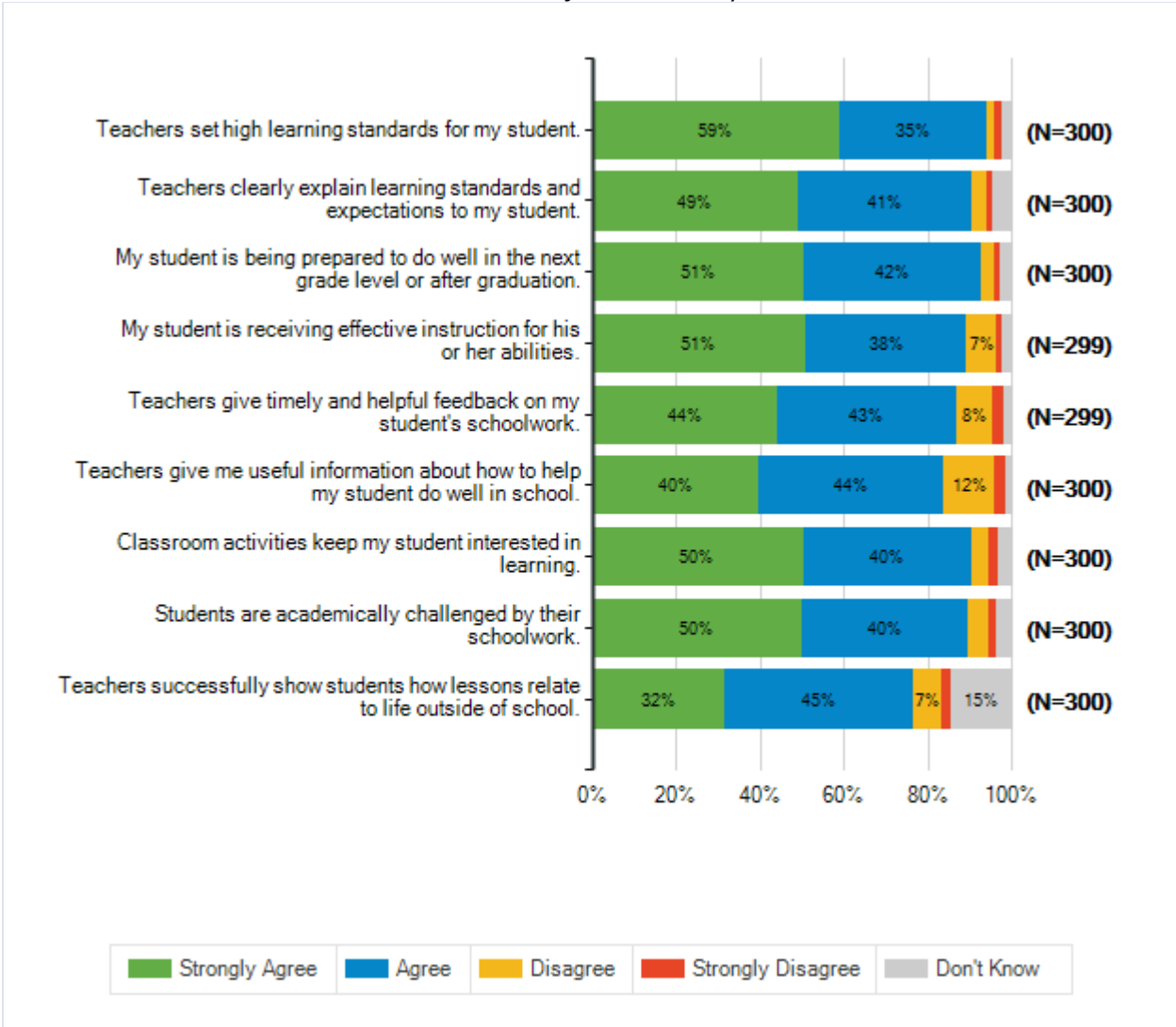
Responses	Count	%
A	230	77%
B	57	19%
C	12	4%
D	1	0%
F	0	0%
<b>Total Responses</b>	<b>300</b>	



Lamar Consolidated ISD  
22-23 Climate Survey for Parents/Guardians

How strongly do you agree or disagree with each of the following statements?							
Below are statements about the quality of education your student receives at this school. As you respond, please think about your experiences this school year.							
		Strongly Agree	Agree	Disagree	Strongly Disagree	Don't Know	Total Responses
(a)	Teachers set high learning standards for my student.	177	105	6	5	7	300
		59%	35%	2%	2%	2%	
(b)	Teachers clearly explain learning standards and expectations to my student.	148	123	11	4	14	300
		49%	41%	4%	1%	5%	
(c)	My student is being prepared to do well in the next grade level or after graduation.	152	126	10	4	8	300
		51%	42%	3%	1%	3%	
(d)	My student is receiving effective instruction for his or her abilities.	152	115	21	4	7	299
		51%	38%	7%	1%	2%	
(e)	Teachers give timely and helpful feedback on my student's schoolwork.	132	128	25	8	6	299
		44%	43%	8%	3%	2%	
(f)	Teachers give me useful information about how to help my student do well in school.	119	132	37	7	5	300
		40%	44%	12%	2%	2%	
(g)	Classroom activities keep my student interested in learning.	151	120	12	7	10	300
		50%	40%	4%	2%	3%	
(h)	Students are academically challenged by their schoolwork.	150	119	15	5	11	300
		50%	40%	5%	2%	4%	
(i)	Teachers successfully show students how lessons relate to life outside of school.	95	134	21	6	44	300
		32%	45%	7%	2%	15%	

Lamar Consolidated ISD  
22-23 Climate Survey for Parents/Guardians

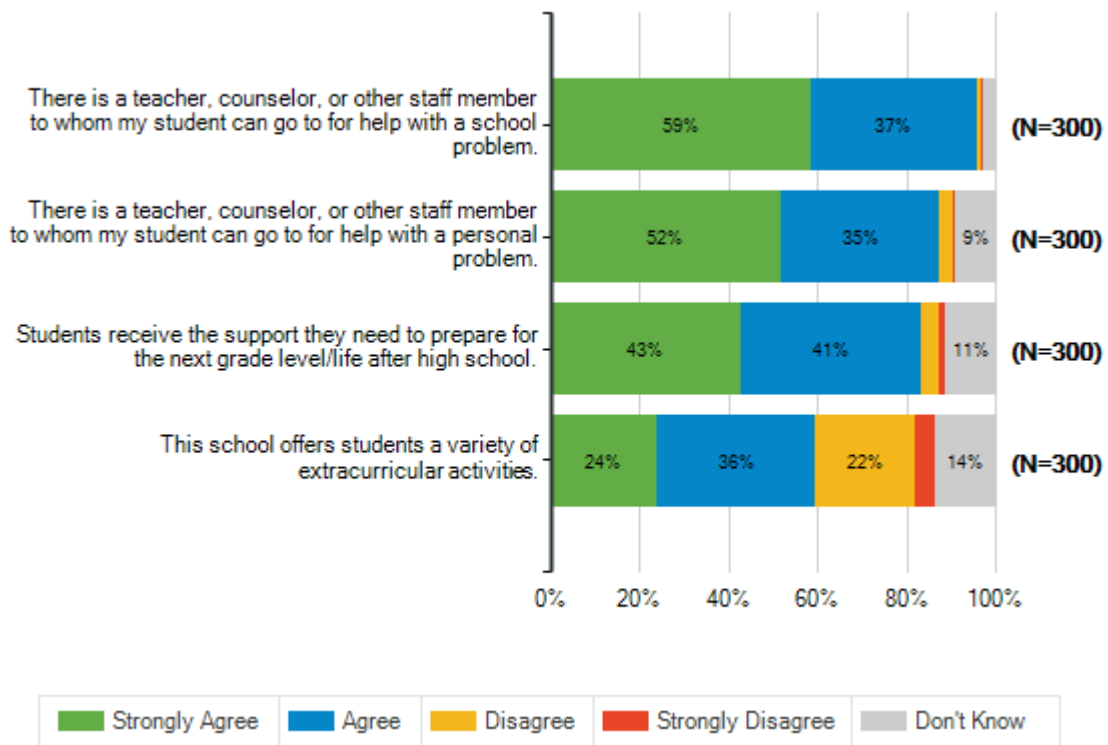


Lamar Consolidated ISD  
22-23 Climate Survey for Parents/Guardians

How strongly do you agree or disagree with each of the following statements?

Below are statements about the support students receive at school. As you respond, please think about your experiences this school year.

		Strongly Agree	Agree	Disagree	Strongly Disagree	Don't Know	Total Responses
	There is a teacher, counselor, or other staff member to	176	111	3	2	8	
(a)	whom my student can go to for help with a school problem.	59%	37%	1%	1%	3%	300
	There is a teacher, counselor, or other staff member to	156	106	9	2	27	
(b)	whom my student can go to for help with a personal problem.	52%	35%	3%	1%	9%	300
	Students receive the support they need to prepare for the	128	122	12	4	34	
(c)	next grade level/life after high school.	43%	41%	4%	1%	11%	300
	This school offers students a	72	107	67	13	41	
(d)	variety of extracurricular activities.	24%	36%	22%	4%	14%	300

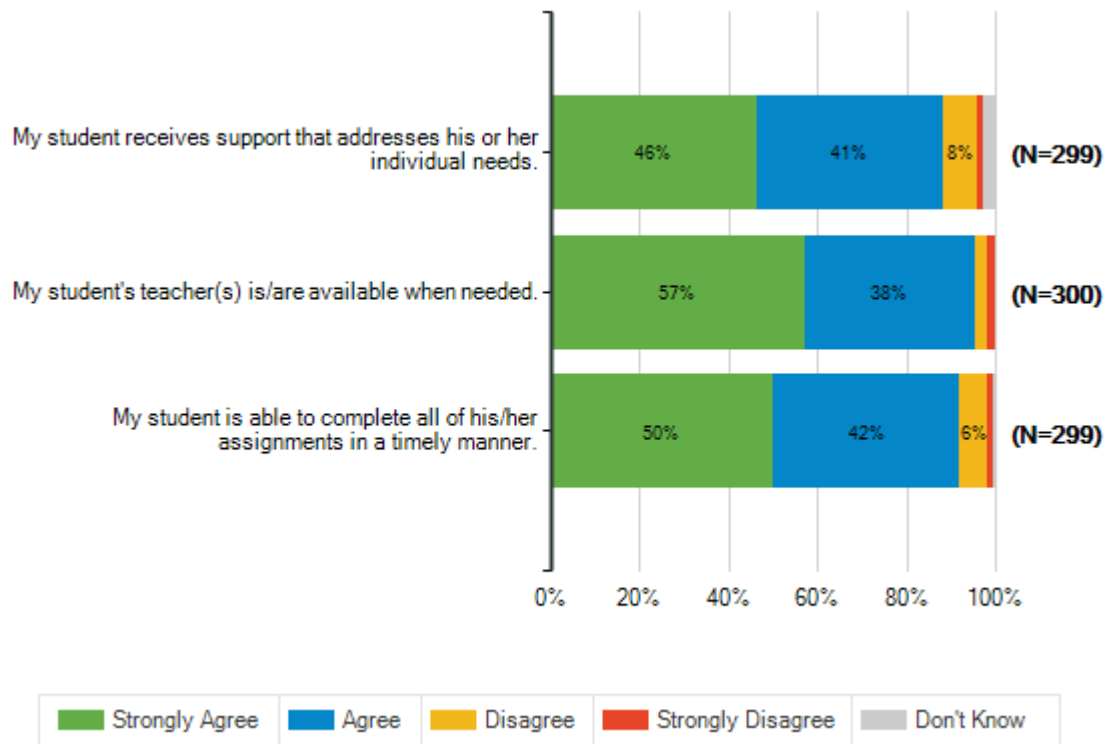


Lamar Consolidated ISD  
22-23 Climate Survey for Parents/Guardians

How strongly do you agree or disagree with each of the following statements?

Below are statements about the support students receive at school. As you respond, please think about your experiences this school year.

		Strongly Agree	Agree	Disagree	Strongly Disagree	Don't Know	Total Responses
(a)	My student receives support that addresses his or her individual needs.	139	124	24	3	9	299
(b)	My student's teacher(s) is/are available when needed.	171	115	8	5	1	300
(c)	My student is able to complete all of his/her assignments in a timely manner.	150	125	18	4	2	299

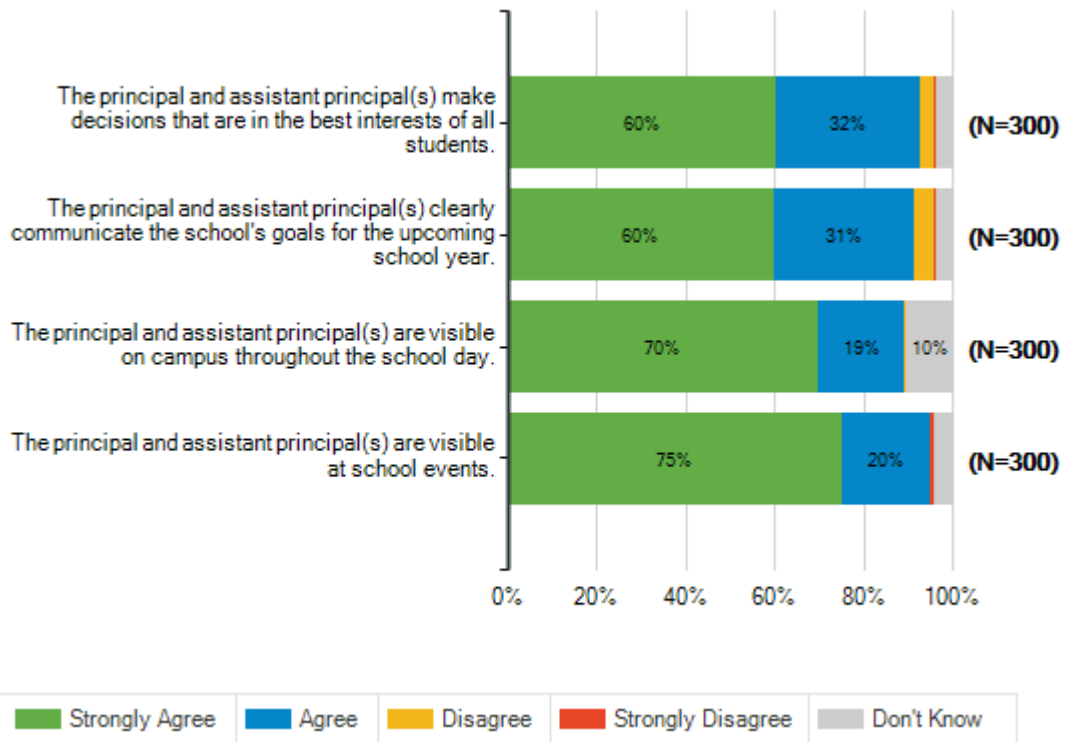


Lamar Consolidated ISD  
22-23 Climate Survey for Parents/Guardians

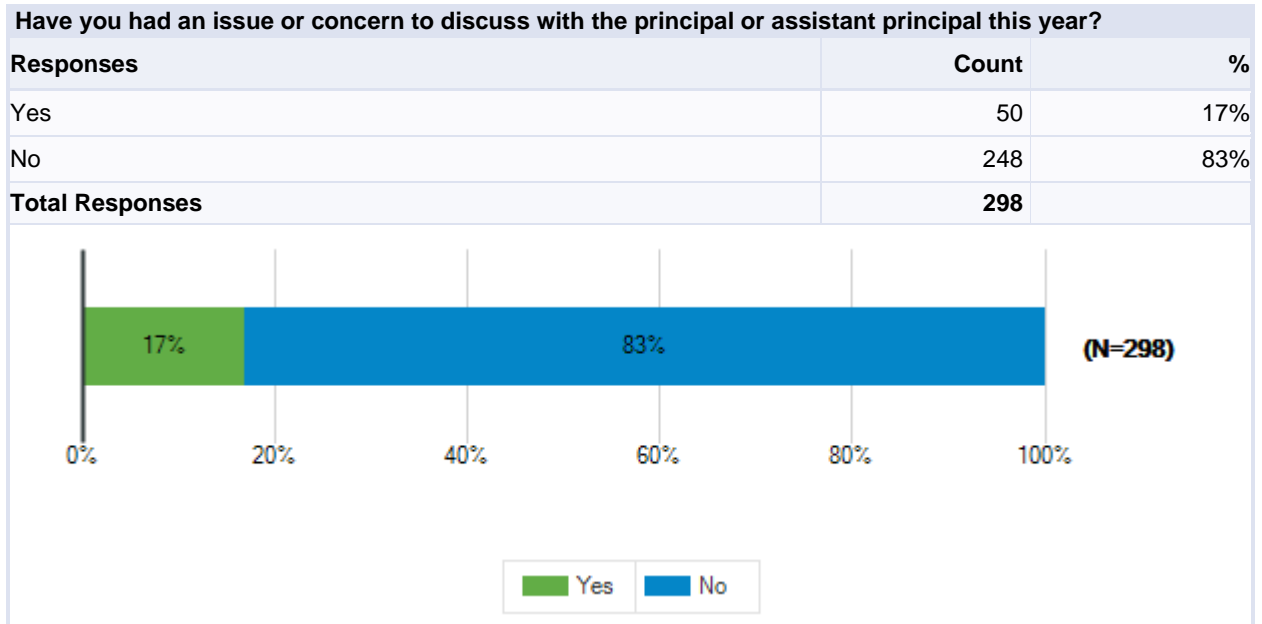
How strongly do you agree or disagree with each of the following statements?

Below are statements related to the principal and assistant principals. As you respond, please think about your experiences this school year.

		Strongly Agree	Agree	Disagree	Strongly Disagree	Don't Know	Total Responses
(a)	The principal and assistant principal(s) make decisions that are in the best interests of all students.	181	97	9	2	11	300
(b)	The principal and assistant principal(s) clearly communicate the school's goals for the upcoming school year.	180	94	14	1	11	300
(c)	The principal and assistant principal(s) are visible on campus throughout the school day.	210	57	1	1	31	300
(d)	The principal and assistant principal(s) are visible at school events.	226	59	0	2	13	300



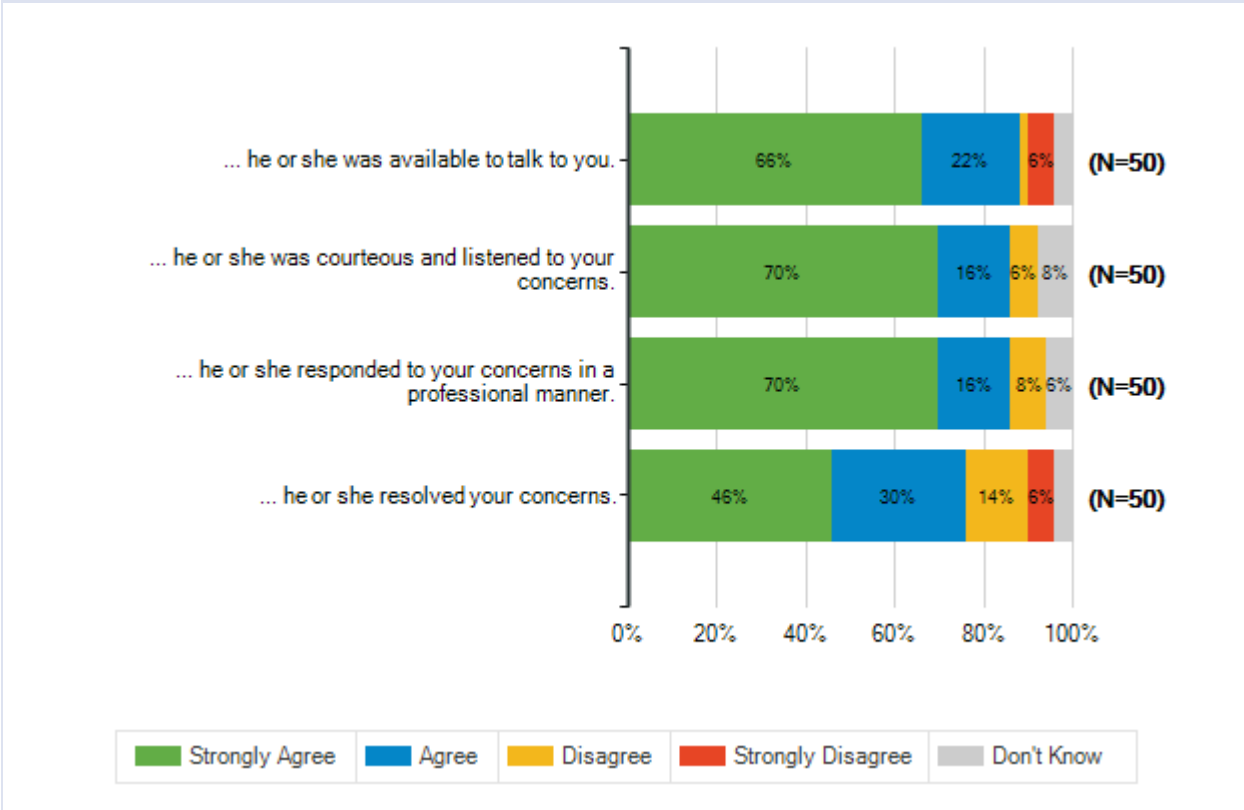
Lamar Consolidated ISD  
22-23 Climate Survey for Parents/Guardians





Lamar Consolidated ISD  
22-23 Climate Survey for Parents/Guardians

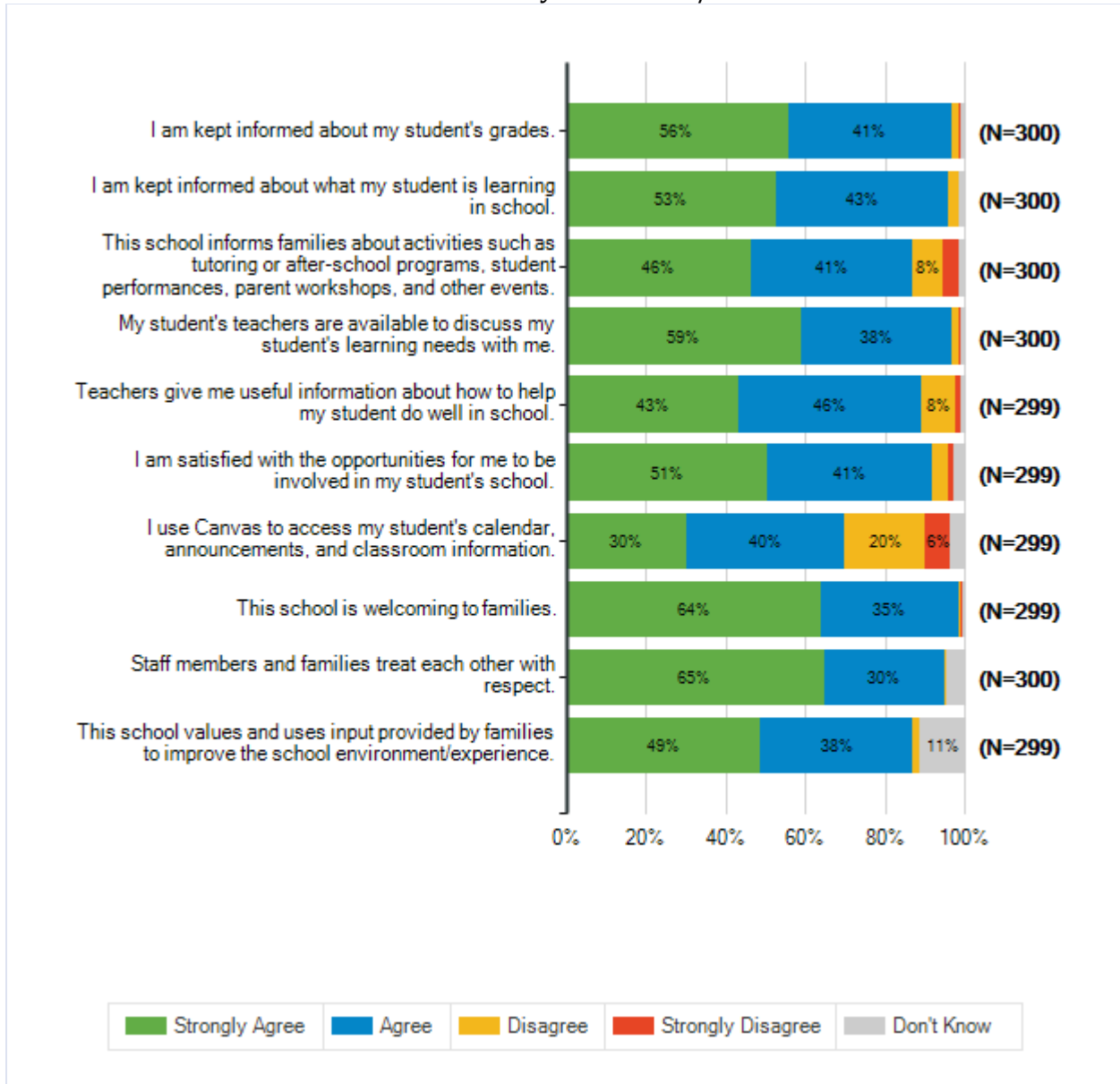
When you have had an issue or concern to discuss with a school administrator...							
	Strongly Agree	Agree	Disagree	Strongly Disagree	Don't Know	Total Responses	
(a) ... he or she was available to talk to you.	33 66%	11 22%	1 2%	3 6%	2 4%	50	
(b) ... he or she was courteous and listened to your concerns.	35 70%	8 16%	3 6%	0 0%	4 8%	50	
(c) ... he or she responded to your concerns in a professional manner.	35 70%	8 16%	4 8%	0 0%	3 6%	50	
(d) ... he or she resolved your concerns.	23 46%	15 30%	7 14%	3 6%	2 4%	50	



Lamar Consolidated ISD  
22-23 Climate Survey for Parents/Guardians

How strongly do you agree or disagree with each of the following statements?							
Below are statements about the relationship between you and your student's school. As you respond, please think about your experiences this school year.							
		Strongly Agree	Agree	Disagree	Strongly Disagree	Don't Know	Total Responses
(a)	I am kept informed about my student's grades.	167	123	6	1	3	300
		56%	41%	2%	0%	1%	
(b)	I am kept informed about what my student is learning in school.	158	129	8	1	4	300
		53%	43%	3%	0%	1%	
(c)	This school informs families about activities such as tutoring or after-school programs, student performances, parent workshops, and other events.	139	122	23	11	5	300
		46%	41%	8%	4%	2%	
(d)	My student's teachers are available to discuss my student's learning needs with me.	177	113	6	1	3	300
		59%	38%	2%	0%	1%	
(e)	Teachers give me useful information about how to help my student do well in school.	130	137	25	4	3	299
		43%	46%	8%	1%	1%	
(f)	I am satisfied with the opportunities for me to be involved in my student's school.	151	124	11	4	9	299
		51%	41%	4%	1%	3%	
(g)	I use Canvas to access my student's calendar, announcements, and classroom information.	90	119	60	19	11	299
		30%	40%	20%	6%	4%	
(h)	This school is welcoming to families.	191	104	1	1	2	299
		64%	35%	0%	0%	1%	
(i)	Staff members and families treat each other with respect.	194	91	1	0	14	300
		65%	30%	0%	0%	5%	
(j)	This school values and uses input provided by families to improve the school environment/experience.	146	114	5	0	34	299
		49%	38%	2%	0%	11%	

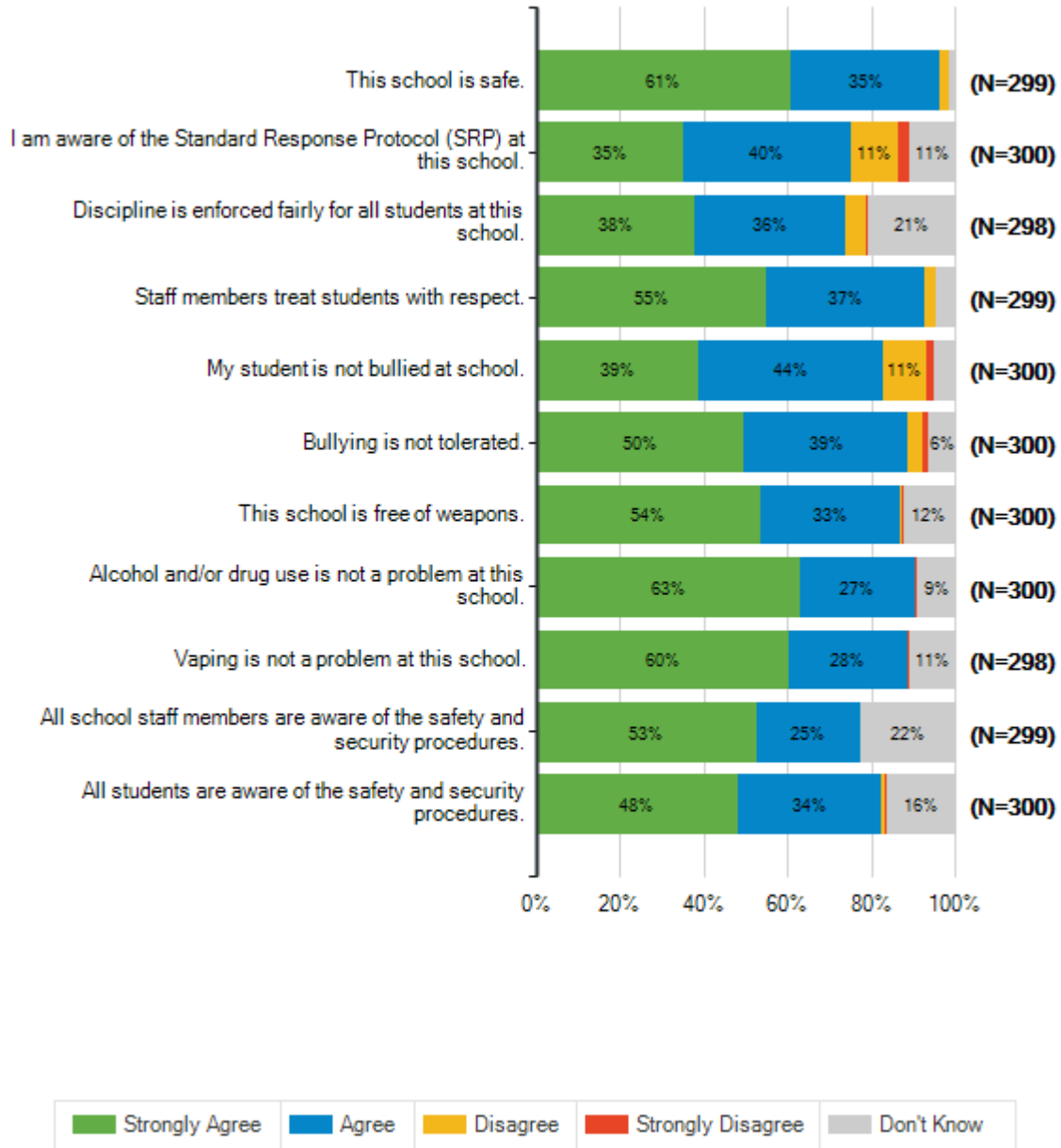
Lamar Consolidated ISD  
22-23 Climate Survey for Parents/Guardians



Lamar Consolidated ISD  
22-23 Climate Survey for Parents/Guardians

How strongly do you agree or disagree with each of the following statements?							
Below are statements related to safety and behavior. As you respond, please think about your experiences this school year.							
		Strongly Agree	Agree	Disagree	Strongly Disagree	Don't Know	Total Responses
		182	106	6	1	4	
(a)	This school is safe.	61%	35%	2%	0%	1%	299
	I am aware of the Standard Response Protocol (SRP) at this school.	106	119	34	8	33	
(b)	Discipline is enforced fairly for all students at this school.	35%	40%	11%	3%	11%	300
		113	107	15	1	62	
(c)	Staff members treat students with respect.	38%	36%	5%	0%	21%	298
		165	112	8	0	14	
(d)	My student is not bullied at school.	55%	37%	3%	0%	5%	299
		117	131	32	5	15	
(e)	Bullying is not tolerated.	39%	44%	11%	2%	5%	300
		149	117	10	5	19	
(f)	This school is free of weapons.	50%	39%	3%	2%	6%	300
		161	99	2	1	37	
(g)	Alcohol and/or drug use is not a problem at this school.	54%	33%	1%	0%	12%	300
		189	82	0	2	27	
(h)	Vaping is not a problem at this school.	63%	27%	0%	1%	9%	300
		180	84	0	2	32	
(i)	All school staff members are aware of the safety and security procedures.	60%	28%	0%	1%	11%	298
		157	75	0	0	67	
(j)	All students are aware of the safety and security procedures.	53%	25%	0%	0%	22%	299
		145	102	3	1	49	
(k)		48%	34%	1%	0%	16%	300

Lamar Consolidated ISD  
22-23 Climate Survey for Parents/Guardians

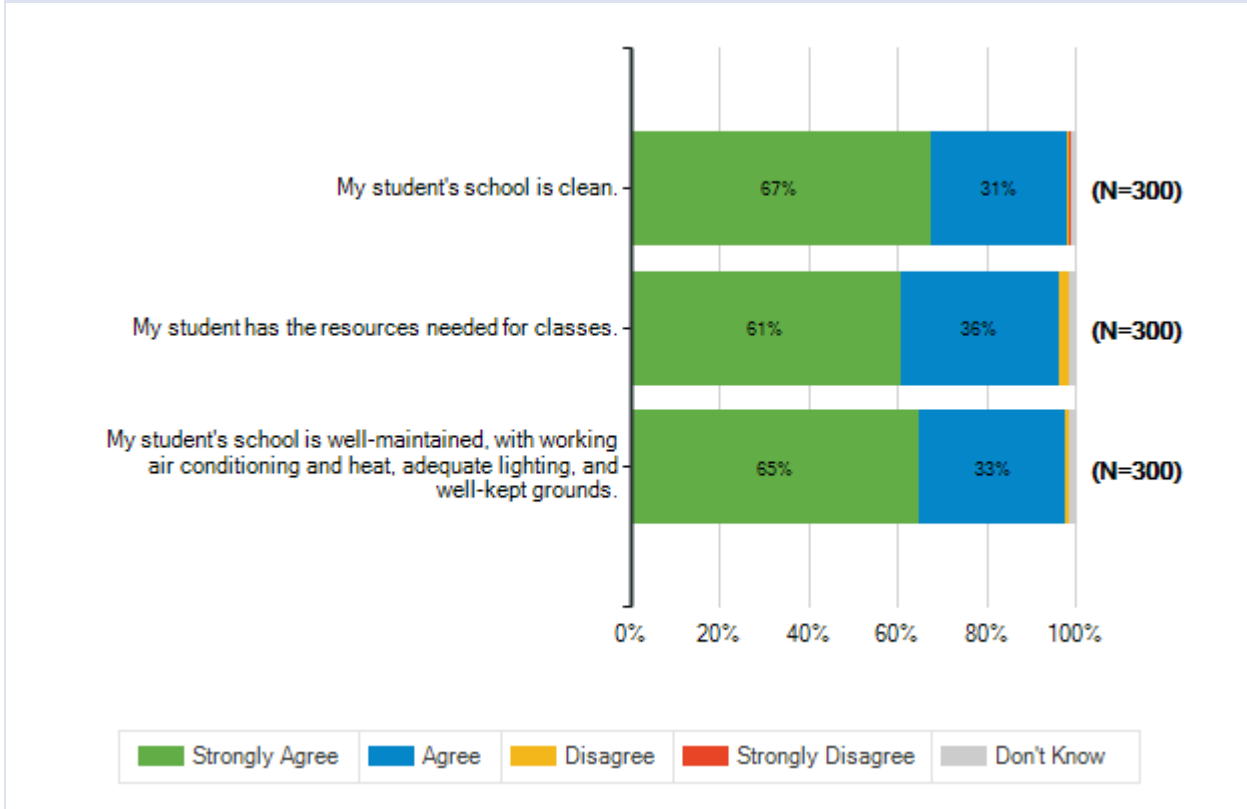


Lamar Consolidated ISD  
22-23 Climate Survey for Parents/Guardians

**How strongly do you agree or disagree with each of the following statements?**

**Below are statements related to how the school is managed. As you respond, please think about your experiences this school year.**

	Strongly Agree	Agree	Disagree	Strongly Disagree	Don't Know	Total Responses
(a) My student's school is clean.	202	92	2	1	3	300
(b) My student has the resources needed for classes.	182	107	6	1	4	300
(c) My student's school is well-maintained, with working air conditioning and heat, adequate lighting, and well-kept grounds.	195	98	3	0	4	300

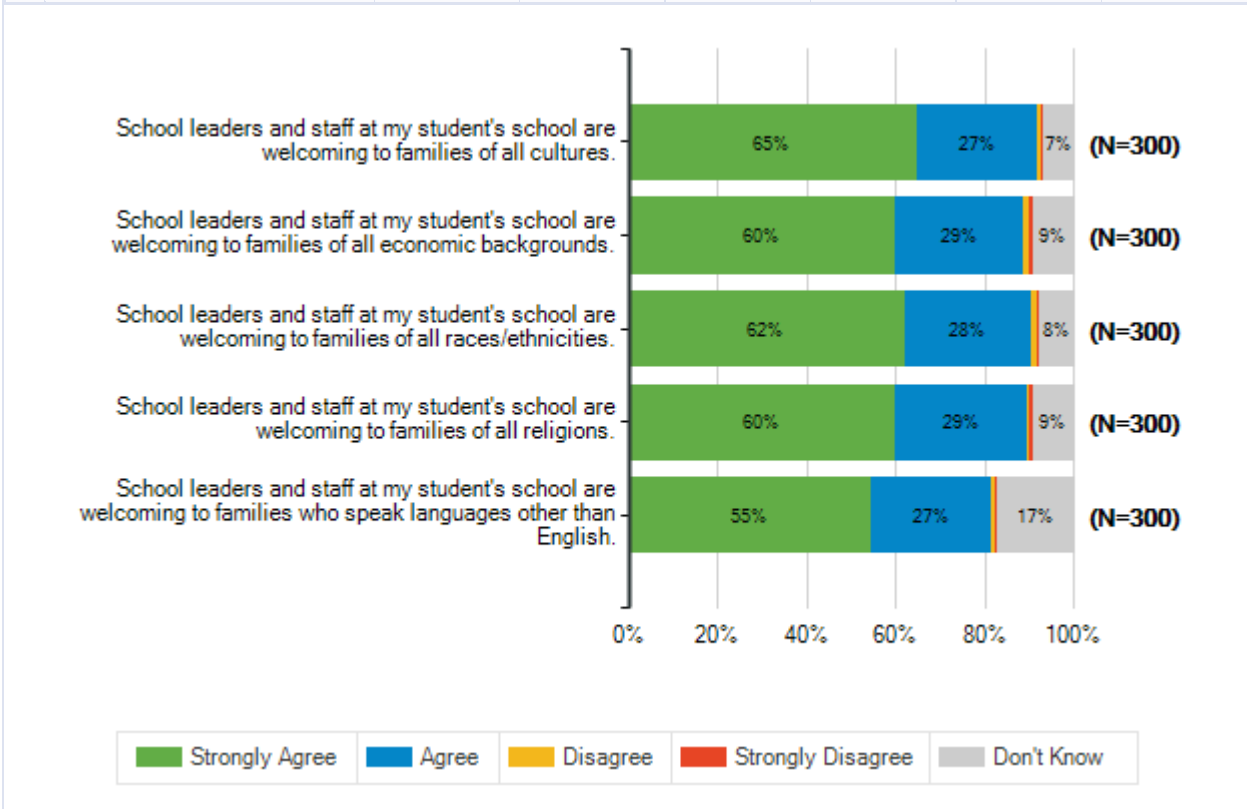


Lamar Consolidated ISD  
22-23 Climate Survey for Parents/Guardians

**Culture and Climate** Thinking about Dickinson Elementary , how strongly do you agree or disagree with each of the following statements?

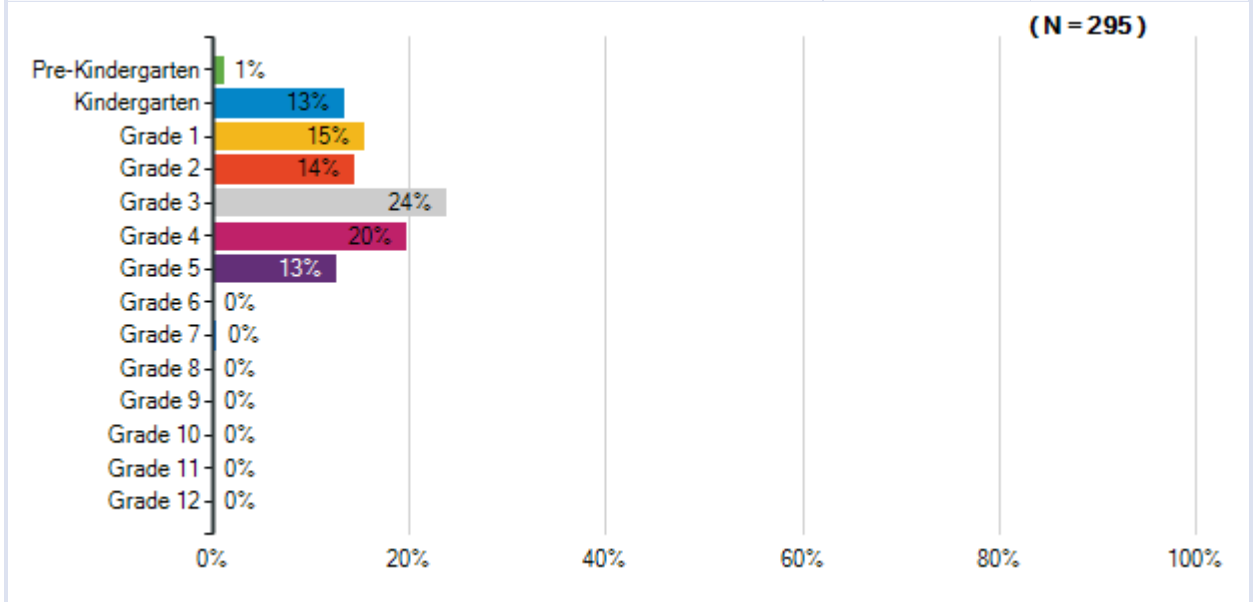
**Culture and Climate** Thinking about Dickinson Elementary , how strongly do you agree or disagree with each of the following statements?

		Strongly Agree	Agree	Disagree	Strongly Disagree	Don't Know	Total Responses
(a)	School leaders and staff at my student's school are welcoming to families of all cultures.	194	81	3	2	20	300
(b)	School leaders and staff at my student's school are welcoming to families of all economic backgrounds.	180	86	4	2	28	300
(c)	School leaders and staff at my student's school are welcoming to families of all races/ethnicities.	186	85	4	2	23	300
(d)	School leaders and staff at my student's school are welcoming to families of all religions.	180	88	2	2	28	300
(e)	School leaders and staff at my student's school are welcoming to families who speak languages other than English.	164	81	2	1	52	300



Lamar Consolidated ISD  
22-23 Climate Survey for Parents/Guardians

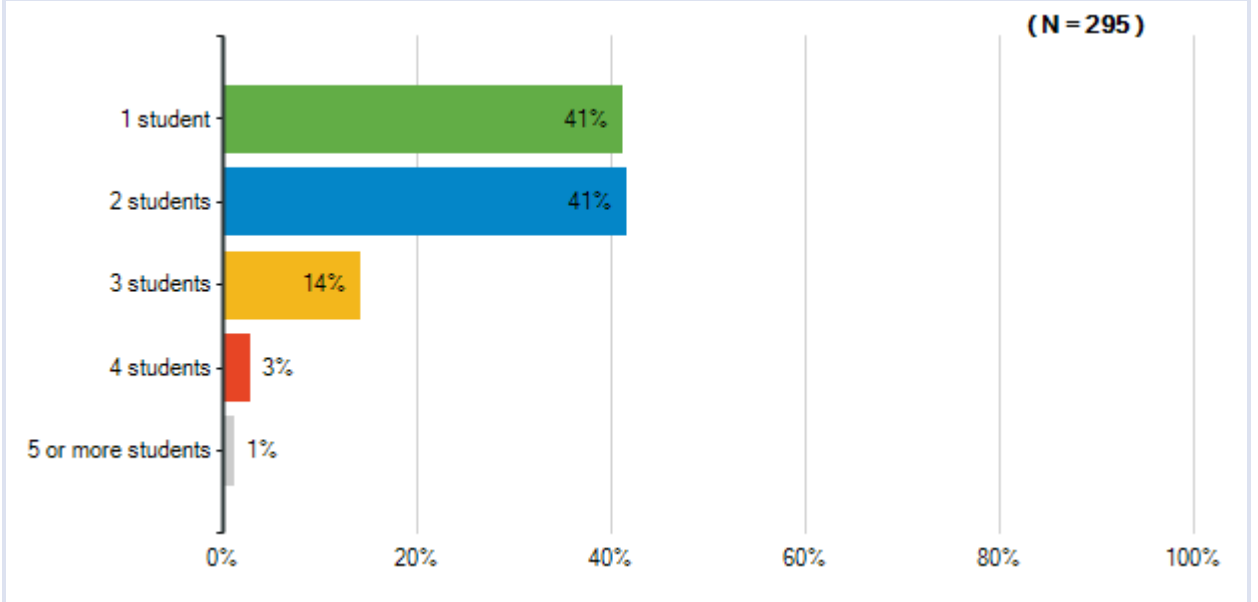
What grade is your student enrolled in at this school?		
Responses	Count	%
Pre-Kindergarten	3	1%
Kindergarten	39	13%
Grade 1	45	15%
Grade 2	42	14%
Grade 3	70	24%
Grade 4	58	20%
Grade 5	37	13%
Grade 6	0	0%
Grade 7	1	0%
Grade 8	0	0%
Grade 9	0	0%
Grade 10	0	0%
Grade 11	0	0%
Grade 12	0	0%
<b>Total Responses</b>	<b>295</b>	





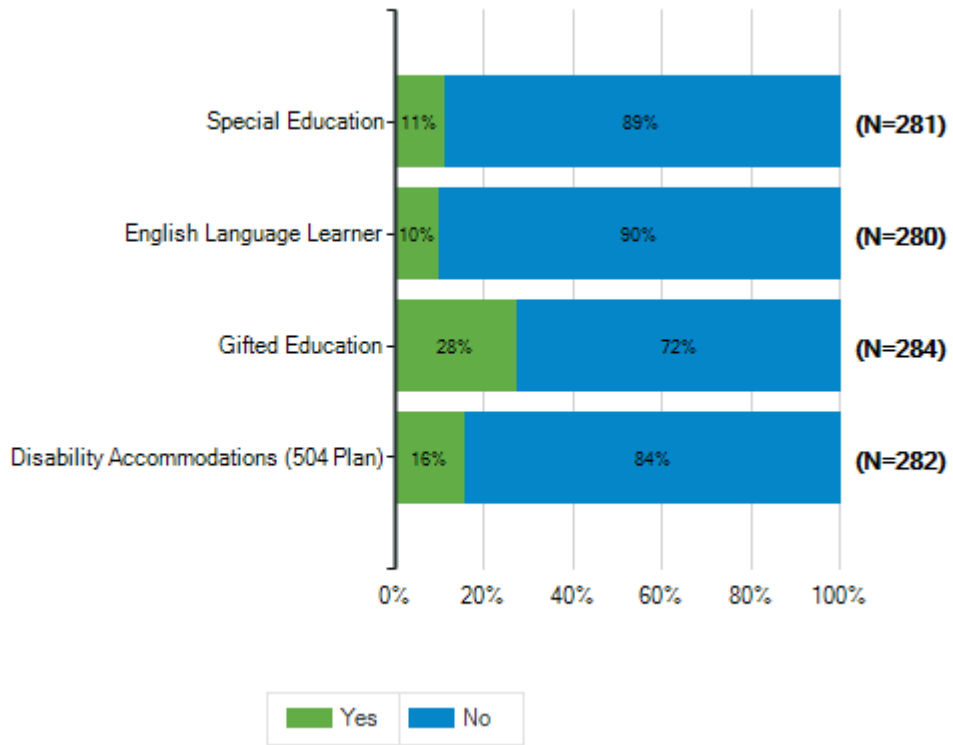
Lamar Consolidated ISD  
22-23 Climate Survey for Parents/Guardians

How many of your students attend a district school?		
Responses	Count	%
1 student	121	41%
2 students	122	41%
3 students	41	14%
4 students	8	3%
5 or more students	3	1%
<b>Total Responses</b>	<b>295</b>	



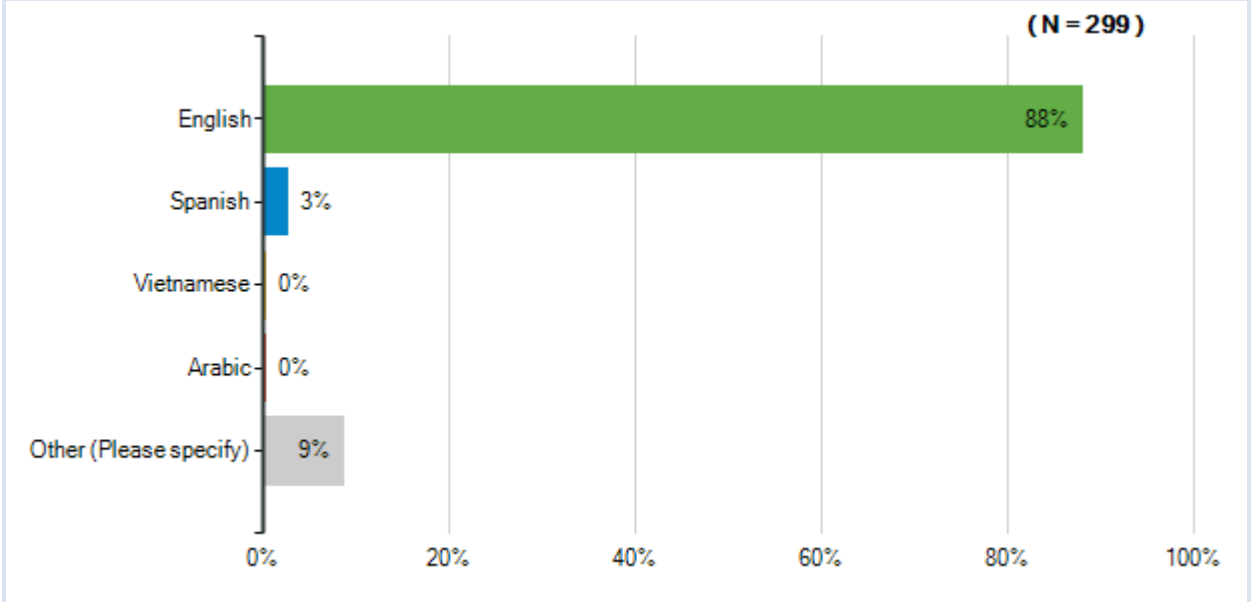
Lamar Consolidated ISD  
22-23 Climate Survey for Parents/Guardians

&nbsp;				
Does your student receive any of the following services at this school?				
		Yes	No	Total Responses
(a) Special Education		32 11%	249 89%	281
(b) English Language Learner		28 10%	252 90%	280
(c) Gifted Education		79 28%	205 72%	284
(d) Disability Accommodations (504 Plan)		45 16%	237 84%	282



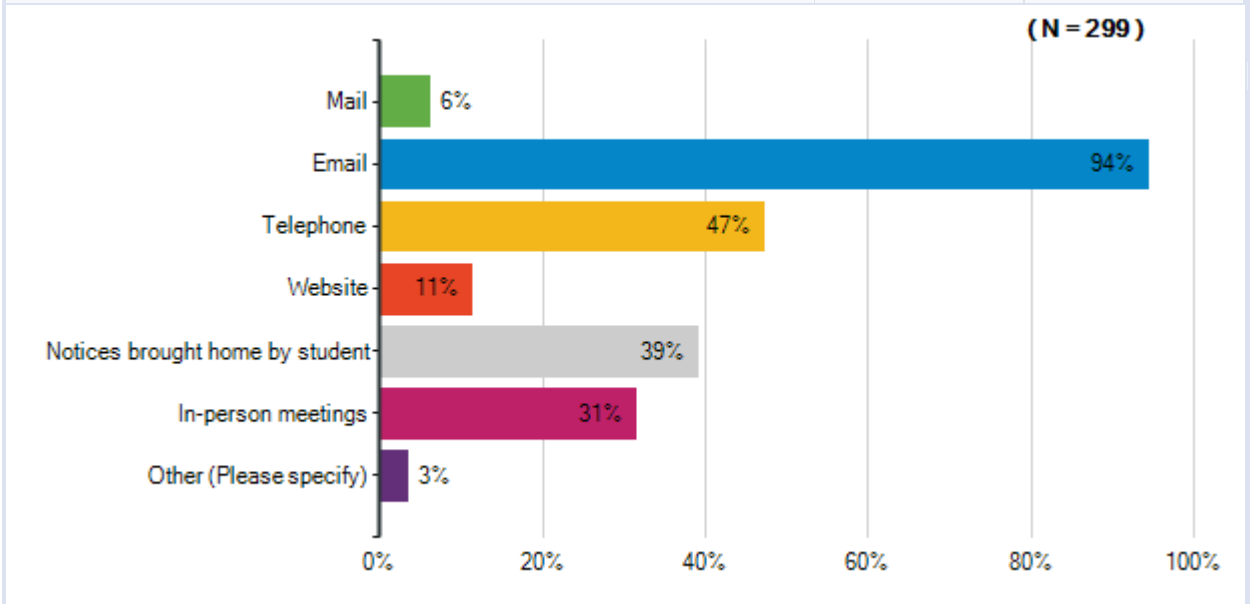
Lamar Consolidated ISD  
 22-23 Climate Survey for Parents/Guardians

What language do you speak most often at home?		
Responses	Count	%
English	263	88%
Spanish	8	3%
Vietnamese	1	0%
Arabic	1	0%
Other (Please specify)	26	9%
<b>Total Responses</b>	<b>299</b>	



Lamar Consolidated ISD  
22-23 Climate Survey for Parents/Guardians

What are the best ways for the school to communicate with you about your student's education?		
Responses	Count	%
Mail	18	6%
Email	282	94%
Telephone	141	47%
Website	34	11%
Notices brought home by student	117	39%
In-person meetings	94	31%
Other (Please specify)	10	3%
<b>Total Unique Responses</b>	<b>299</b>	
<b>Total Responses</b>	<b>696</b>	



**Note:** Multiple answers per participant possible. Percentages added may exceed 100 since a participant may select more than one answer for this question.

Lamar Consolidated ISD  
22-23 Climate Survey for Parents/Guardians

How did you learn about this survey?		
Responses	Count	%
Email	264	88%
District All-Call system (Skylert)	1	0%
District website	2	1%
Facebook	1	0%
Twitter	0	0%
Notice brought home by student	24	8%
From another parent	0	0%
From a District employee	5	2%
Local news media (TV, radio, newspaper, website)	0	0%
Other (Please specify)	2	1%
<b>Total Responses</b>	<b>299</b>	

